

Michigan Department of Treasury
Revenue Sharing and Grants Division
PO Box 30722
Lansing MI 48909

RE: Compliance Form 4886 for City of Allen Park, MI Transparency & Accountability

The City of Allen Park is pleased to submit form 4886 with the required documents per Public Act 207, in compliance with the State of Michigan's Transparency and Accountability Initiative.

The City of Allen Park has chosen to use a web-service for this requirement, and has partnered with Munetrix to showcase our data.

Included with this letter are the required documents for City of Allen Park's:

- Citizen's Guide to Finances including our Pension and OPEB status
- Performance Dashboard
- Debt Service Report
- Projected Budget Report

We have made the data available to the public via a link on our website; as well we will make available limited quantities of paper copies in our municipality lobby and notify residents in our periodic mailings. You will find the confirmation of our website link and various supporting transparency documentation included with this letter.

We look forward to receiving these important funds from the State of Michigan and trust you will contact us if there are any questions or concerns.

Sincerely,



Mark Kibby
City Administrator

Michigan Department of Treasury
(Recreated) 4886 (Rev. 09-18)


City, Village, and Township Revenue Sharing and County Incentive Program Certification

Issued under authority of 2018 Public Act 207. Filing is mandatory to qualify for payments.

Each city/village/township/county applying for City, Village, and Township Revenue Sharing or County Incentive Program payments must:

1. Certify to the Michigan Department of Treasury (Treasury) that the local unit listed below has produced and made available to the public a Citizen's Guide, a Performance Dashboard, a Debt Service Report, and a Projected Budget Report as required by 2018 Public Act 207. The local unit must include in any mailing of general information to its citizens, the Internet website address or the physical location where all the documents are available for public viewing in the clerk's office.
2. Submit to Treasury a Citizen's Guide, a Performance Dashboard, a Debt Service Report, and a Projected Budget Report.

This certification, along with a Citizen's Guide, a Performance Dashboard, a Debt Service Report, and a Projected Budget Report, **must be received by December 1, 2018**, (or the first day of a payment month) in order to qualify for that month's payment. Postmark dates will not be considered. For questions, call 517-373-2697.

PART 1: LOCAL UNIT INFORMATION			
Local Unit Name City of Allen Park		Local Unit County Name Wayne County	
Local Unit Code 822010		Contact E-Mail Address awertz@cityofallenpark.org	
Contact Name Amanda Wertz	Contact Title Deputy Finance Director	Contact Telephone Number 3133812533	Extension
Website Address, if reports are available online http://munetrix.com/sections/data/municipal.php?MuniID=357&Type=City		Current Fiscal Year End Date 06/30/2019	
PART 2: CITIZEN'S GUIDE			
Check any of the following that apply:			
<input type="checkbox"/> The local unit has elected to use Treasury's online Citizen's Guide to comply with the legislative requirements. Therefore, a copy of the Citizen's Guide will not be submitted to Treasury.			
<input type="checkbox"/> The local unit does not have any unfunded liabilities (pensions or other postemployment benefits (OPEB)).			
PART 3: CERTIFICATION			
<i>In accordance with 2018 Public Act 207, the undersigned hereby certifies to Treasury that the above mentioned local unit 1) has produced a Citizen's Guide, a Performance Dashboard, a Debt Service Report, and a Projected Budget Report and 2) will include in any mailing of general information to our citizens, the Internet website address or the physical location where all the documents are available for public viewing in the clerk's office. The Citizen's Guide, Performance Dashboard, Debt Service Report, and Projected Budget Report are attached to this signed certification, unless otherwise noted in Part 2.</i>			
Chief Administrative Officer Signature (as defined in MCL 141.422b) 		Printed Name of Chief Administrative Officer (as defined in MCL 141.422b) Mark Kibby	
Title City Administrator		Date November 30, 2018	

Completed and signed form (including required attachments) should be e-mailed to: **TreasRevenueSharing@michigan.gov**
If you are unable to submit via e-mail, fax to 517-335-3298 or mail the completed form and required attachments to:

Michigan Department of Treasury
Revenue Sharing and Grants Division
PO Box 30722
Lansing MI 48909

TREASURY USE ONLY		
CVTRS/CIP Eligible Y N	Certification Received	Citizen's Guide Received
Performance Dashboard Received	Debt Service Report Received	Projected Budget Report Received
Final Certification	CVTRS/CIP Notes	

General Info

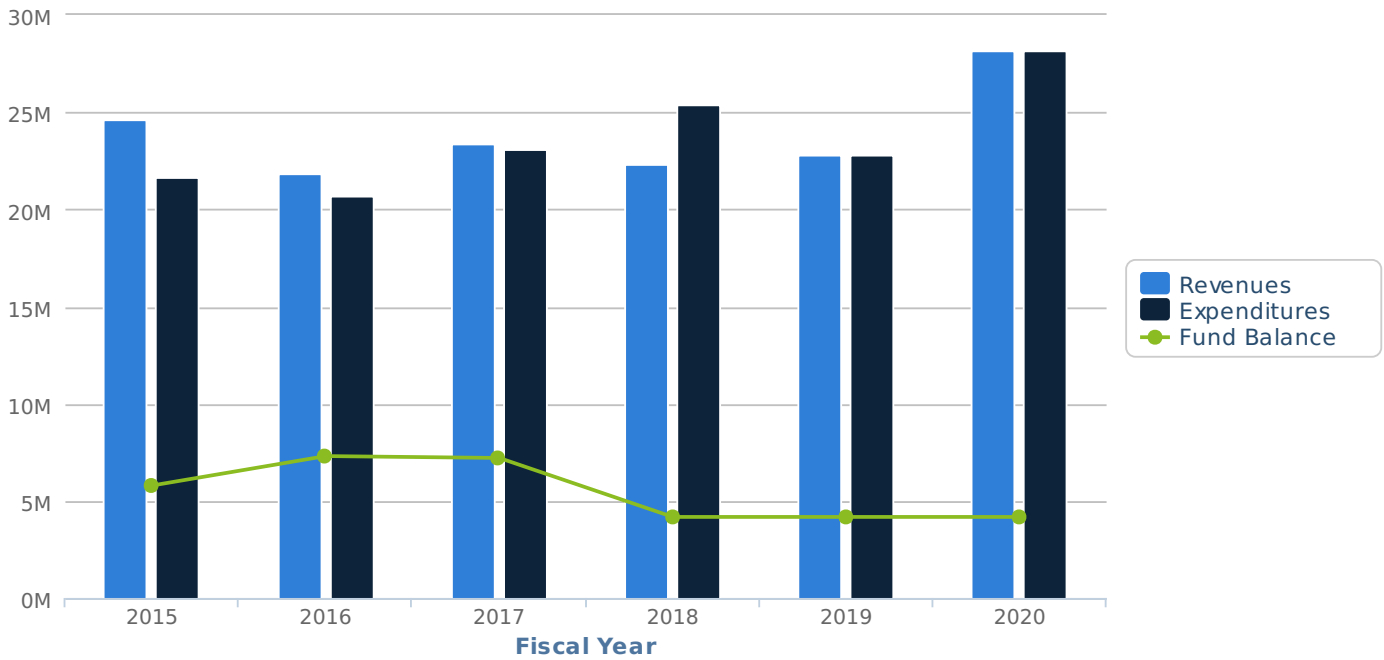
Name	Type	Fiscal Year End	Population (2010)	Phone	Website
Allen Park	City	June	28,142	(313) 928-1400	http://www.cityoffallenpark.org/

Multi-Year General Fund Only

Year	Data Status	Fiscal Score	Population	General Fund Revenues	General Fund Expenditures	*Available Fund Balance	Taxable Value
2020	Forecast	2	27,156	\$28,153,953	\$28,153,979	\$4,170,282	\$789,479,019
2019	Budget	1	27,156	\$22,844,570	\$22,844,570	\$4,170,282	\$777,811,841
2018	Unaudited	1	27,156	\$22,369,252	\$25,404,460	\$4,170,282	\$766,317,085
2017	Historic	2	27,156	\$23,418,679	\$23,105,700	\$7,205,490	\$727,770,975
2016	Historic	2	27,277	\$21,829,692	\$20,744,914	\$7,301,945	\$720,219,319
2015	Historic	1	27,437	\$24,640,087	\$21,690,770	\$5,788,635	\$752,275,434

*Available Fund Balance includes Committed, Assigned, and Unassigned Funds. It excludes Nonspendable and Restricted Funds.

How We Have Managed Our Resources



Fiscal Year Assumptions Notes

2020 Notes:

Revenue

Fire will attempt to obtain grants to offset personnel costs.

The LCSA numbers are unknown.

Expense

After May of 2018, the old 2009 A&B bonds should be called and paid off.

Transfer to capital projects for approximately \$900k

Financial Statement

Including General Fund only

Balance Sheet

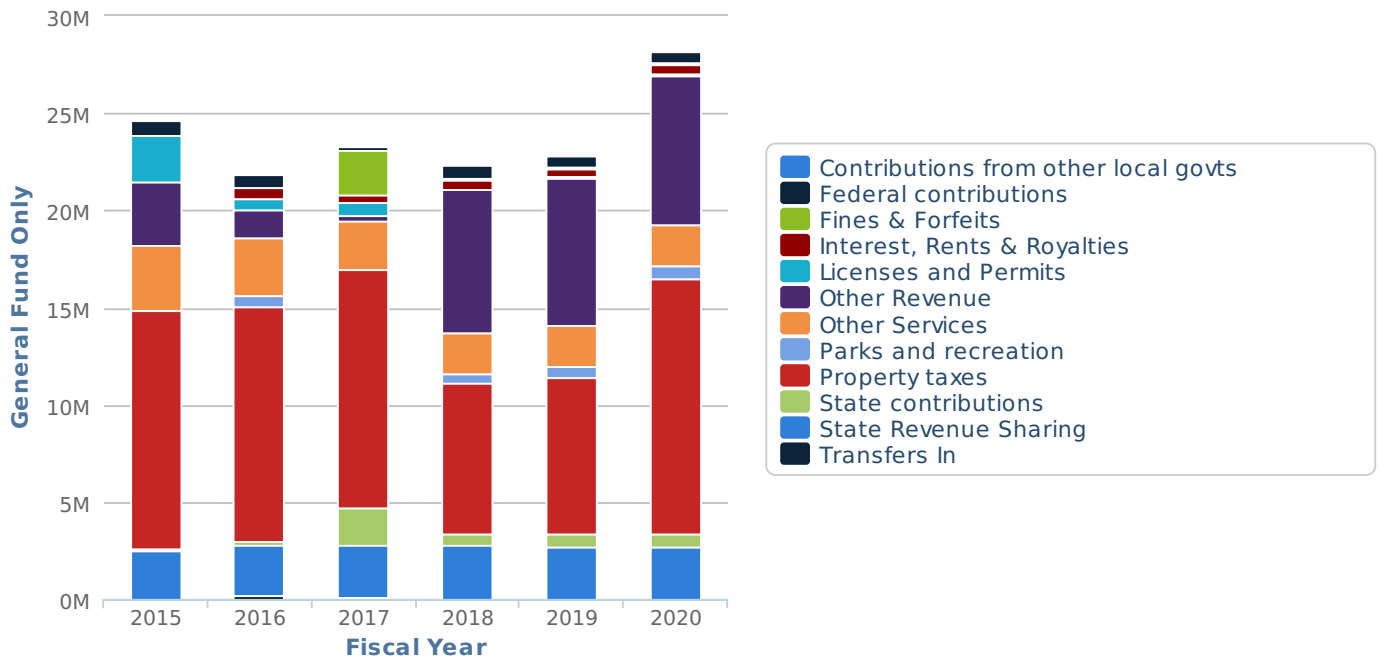
Category Name	2020	2019	2018	2017	2016	2015
Fund Equity	\$4,170,282	\$4,170,282	\$4,170,282	\$7,615,777	\$7,302,798	\$6,218,022
Total Assets	\$4,170,282	\$4,170,282	\$4,170,282	\$3,678,027	\$8,159,242	\$7,985,394
Total Liabilities	N/A	N/A	N/A	\$958,098	\$856,443	\$1,767,372

*Fund Equity includes all five fund types: Committed, Assigned, Unassigned, Nonspendable and Restricted Funds.

Revenues

Category Name	2020	2019	2018	2017	2016	2015
Contributions from other local govts				\$91,911		
Federal contributions	\$570,430	\$562,000	\$675,467	\$271,840	\$687,134	\$765,680
Fines & Forfeits	\$121,800	\$120,000	\$151,884	\$2,212,634		
Interest, Rents & Royalties	\$436,450	\$430,000	\$434,615	\$472,088	\$496,919	\$41,394
Licenses and Permits	\$55,317	\$54,500	\$55,278	\$652,340	\$651,711	\$2,345,453
Other Revenue	\$7,746,544	\$7,632,063	\$7,336,044	\$258,811	\$1,436,527	\$3,274,113
Other Services	\$2,074,153	\$2,043,500	\$2,117,496	\$2,503,401	\$2,949,292	\$3,344,545
Parks and recreation	\$635,390	\$626,000	\$495,216		\$516,857	
Property taxes	\$13,124,095	\$8,036,829	\$7,720,904	\$12,230,961	\$12,114,887	\$12,281,038
State contributions	\$668,378	\$658,500	\$640,076	\$1,942,291	\$242,057	\$50,181
State Revenue Sharing	\$2,721,396	\$2,681,178	\$2,742,272	\$2,659,382	\$2,532,461	\$2,537,683
Transfers In				\$123,020	\$201,847	
Total	\$28,153,953	\$22,844,570	\$22,369,252	\$23,418,679	\$21,829,692	\$24,640,087

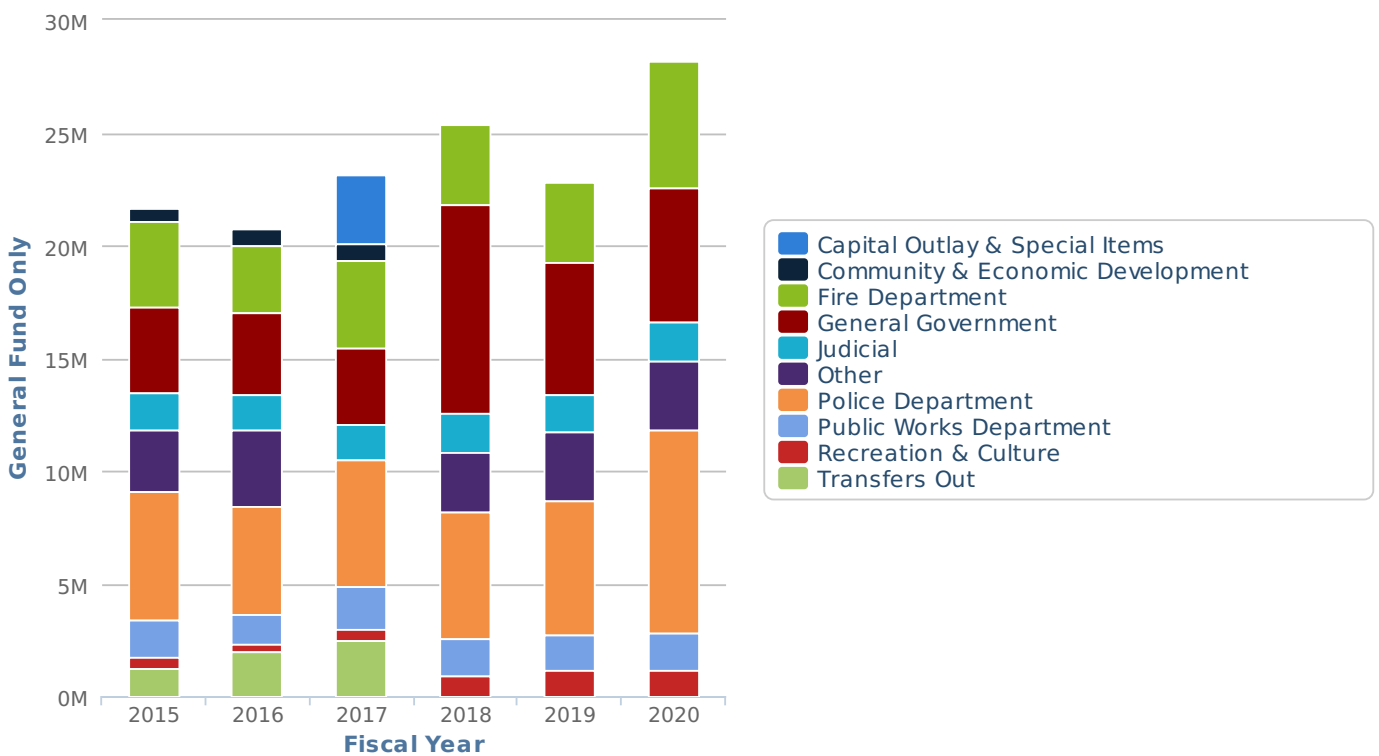
Where The Money Comes From



Expenses

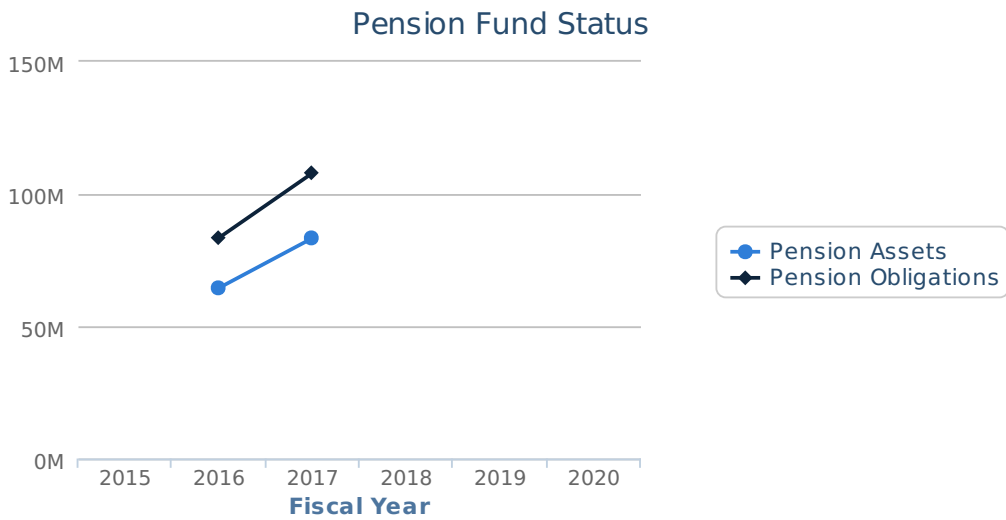
Category Name	2020	2019	2018	2017	2016	2015
Capital Outlay & Special Items				\$3,057,237		
Community & Economic Development				\$671,788	\$766,456	\$628,924
Fire Department	\$5,591,874	\$3,551,908	\$3,593,109	\$3,926,486	\$2,970,688	\$3,807,513
General Government	\$5,959,057	\$5,870,980	\$9,217,829	\$3,411,562	\$3,590,795	\$3,804,430
Judicial	\$1,700,682	\$1,675,549	\$1,739,039	\$1,582,516	\$1,594,349	\$1,605,749
Other	\$3,098,114	\$3,052,329	\$2,636,048		\$3,353,119	\$2,738,728
Police Department	\$9,013,921	\$5,944,720	\$5,625,711	\$5,587,946	\$4,853,867	\$5,680,073
Public Works Department	\$1,616,297	\$1,592,406	\$1,679,944	\$1,885,963	\$1,326,425	\$1,693,802
Recreation & Culture	\$1,174,034	\$1,156,678	\$912,780	\$518,938	\$328,039	\$531,551
Transfers Out				\$2,463,264	\$1,961,176	\$1,200,000
Total	\$28,153,979	\$22,844,570	\$25,404,460	\$23,105,700	\$20,744,914	\$21,690,770

How The Money Is Spent

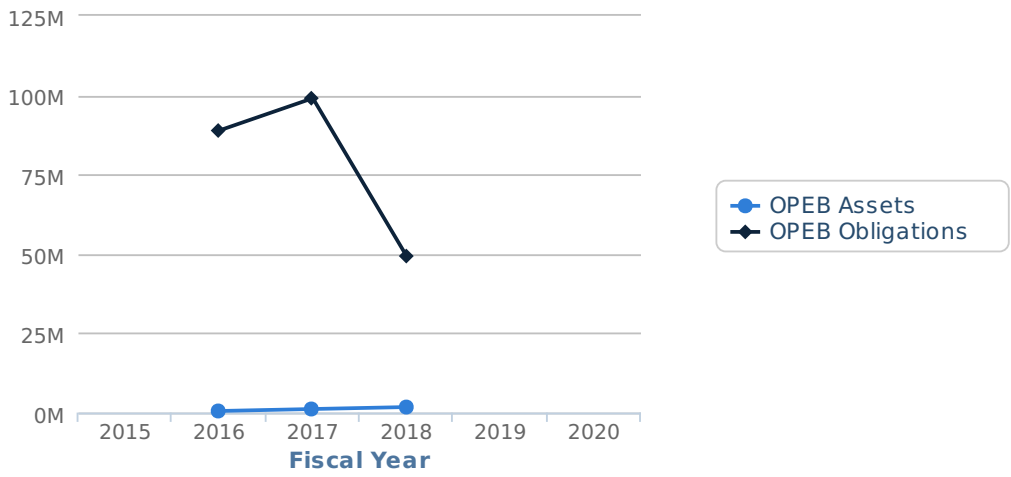


Supplementary Information (Pension / OPEB)

Category Name	2020	2019	2018	2017	2016	2015
Pensions Actuarial Liability	N/A	N/A	N/A	\$108,031,121	\$83,487,392	N/A
Pension Fund Assets	N/A	N/A	N/A	\$83,408,540	\$64,528,187	N/A
OPEB Actuarial Liability	N/A	N/A	\$49,310,045	\$99,048,818	\$88,864,837	N/A
OPEB Fund Assets	N/A	N/A	\$1,737,928	\$1,125,833	\$500,006	N/A



Other Post-Employment Benefit Fund Status



Fund Equity Detail

Category Name	2020	2019	2018	2017	2016	2015
Assigned				\$3,000,000		
Nonspendable				\$17,003	\$853	\$429,387
Restricted				\$393,284		
Unassigned	\$4,170,282	\$4,170,282	\$4,170,282	\$4,205,490	\$7,301,945	\$5,788,635

Copyright © 2018 Munetrix, LLC. All rights reserved.

Fiscal Stability	2016	2017	Progress
Fiscal Wellness Indicator Score	2	2	↔
Annual General Fund expenditures per capita	\$761	\$851	↓
Fund balance as % of General Fund Revenues i	33.4%	30.8%	↓
Debt burden per capita i	\$335.8	\$1,370.8	↓

Economy & Financial Health	2016	2017	Progress
Population i	27,277	27,156	↓
Taxable Value (100k) i	\$720,219	\$727,771	↑

Public Safety	2016	2017	Progress
Crimes against persons per thousand residents i	5.9	5.1	↑
Crimes against property per thousand residents i	29.2	34.5	↓
Crimes against society per thousand residents i	7.8	7.8	↔
Other crimes per thousand residents i	3.3	3.1	↑
Traffic crashes property i	686	730	↓
Traffic crashes injuries i	138	163	↓
Traffic crashes fatalities i	1	2	↓

School District Enrollment	2016	2017	Progress
Allen Park Public Schools	3,789	3,794	↔
Melvindale-North Allen Park Schools	2,814	2,897	↑
Southgate Community School District	4,275	4,039	↓

**City of Allen Park
Local Code: 82-2010
Debt Service Summary Report**

Bank Loans

Fiscal Years

Name	2019	2020	2021
Fire Truck:	225,115	225,115	
Sewer Vactor:	113,023	113,023	
Subtotal for Bank Loans	\$338,138	\$338,138	

Bonds & contracts payable

Fiscal Years

Name	2019	2020	2021
1999 Series B Bonds:	123,550		
2002 GO W&S Bonds:	182,000	200,325	192,450
2003 GO - Community Center:	323,650	317,312	335,362
2003B GO - Community Center:	104,688	102,475	100,225
2005 Downtown Development Authority:	395,732	398,785	401,075
2005 GO W&S Bonds:	279,100	271,100	273,100
2007 Brownfield Redevelopment Authority:	1,028,969	1,031,000	1,031,250
2009 AB GO - Sfld Lease Property:	940,158	811,095	802,770
2010 GO - Sfld Lease Property:	207,312	213,312	213,362
2015B GO - Sfld Lease Property:	744,140	744,140	744,140
5117-01 (Final Schedule):	624	111	
5117-15 (Final Schedule):	298,517		
5117-20 (Final Schedule):	79,345	79,015	79,158
5117-24 (Final Schedule):	376,233	375,148	376,060
5117-25 (Final Schedule):	148,596	148,943	148,498
5117-31 (Final Schedule):	20,215		
5117-32 (Final Schedule):	69,012	65,795	
5117-34 (Final Schedule):	28,191	27,966	28,156
5217-01 (Final Schedule):	22,165	22,250	21,930
5217-02 (Final Schedule):	22,050	22,035	22,010
5217-03 (Final Schedule):	54,387	54,583	54,352
5217-04 (Final Schedule):	62,730	62,367	62,388
5217-05 (Final Schedule):	22,228	22,208	22,580
5217-15 (Estimated Schedule):	71,083	71,063	71,013
5419-01 (Estimated Schedule):	56,963	56,931	57,285
5420-01 (Estimated Schedule):	83,750	83,529	83,679
Series 2007B:	80,741	80,757	80,644

Series 2007D:	26,611	26,702	26,760
Subtotal for Bonds & contracts payable	\$5,852,742	\$5,288,949	\$5,228,248
State Loan	Fiscal Years		
Name	2019	2020	2021
Emergency Loan Note 2013-14 Series I:	289,996	289,188	288,274
SRF Loan:	783,522	784,647	780,397
Subtotal for State Loan	\$1,073,518	\$1,073,835	\$1,068,671
Total Principal & Interest	\$7,264,398	\$6,700,923	\$6,296,919

**City of Allen Park
Complete Debt Report for
Fire Truck:**

Issuance Information

Debt Type: Bank Loans
Activity Type: Government
Repayment Source: General Obligation
Issuance Date: 2017-10-19
Issuance Amount: \$654,839
Maturing Through: 2019
Principal Maturity Range: \$214,555 - \$219,772

Payment Schedule

<u>Date Due</u>	<u>Principal</u>	<u>Interest</u>	<u>Payment</u>	<u>Balance</u>
2018-11-01	214,555.88	10,559.12	225,115.00	\$219,772.04
2019-11-01	219,772.04	5,342.96	225,115.00	\$0.00
Totals	\$434,327.92	\$15,902.08	\$450,230.00	

**City of Allen Park
Complete Debt Report for
Sewer Vactor:**

Issuance Information

Debt Type: Bank Loans
Activity Type: Business-type/Enterprise
Repayment Source: General Obligation
Issuance Date: 2017-10-19
Issuance Amount: \$331,085
Maturing Through: 2019
Principal Maturity Range: \$107,721 - \$110,340

Payment Schedule

<u>Date Due</u>	<u>Principal</u>	<u>Interest</u>	<u>Payment</u>	<u>Balance</u>
2018-11-01	107,721.73	5,301.09	113,022.82	\$110,340.45
2019-11-01	110,340.45	2,682.37	113,022.82	\$0.00
Totals	\$218,062.18	\$7,983.46	\$226,045.64	

**City of Allen Park
Complete Debt Report for
1999 Series B Bonds:**

Issuance Information

Debt Type: Bonds & contracts payable
Activity Type: Business-type/Enterprise
Repayment Source: Tax-Backed
Issuance Date: 1999-08-27
Issuance Amount: \$15,005,000
Maturing Through: 2018
Principal Maturity Range: \$120,463 - \$120,463

Payment Schedule

<u>Date Due</u>	<u>Principal</u>	<u>Interest</u>	<u>Payment</u>	<u>Balance</u>
2018-09-01	120,463.61	3,086.88	123,550.49	\$0.00
Totals	\$120,463.61	\$3,086.88	\$123,550.49	

**City of Allen Park
Complete Debt Report for
2002 GO W&S Bonds:**

Issuance Information

Debt Type: Bonds & contracts payable
Activity Type: Business-type/Enterprise
Repayment Source: Revenue - Water & Sewer
Issuance Date: 2002-12-10
Issuance Amount: \$2,000,000
Maturing Through: 2021
Principal Maturity Range: \$150,000 - \$200,000

Payment Schedule

<u>Date Due</u>	<u>Principal</u>	<u>Interest</u>	<u>Payment</u>	<u>Balance</u>
2018-12-01	150,000.00	32,000.00	182,000.00	\$550,000.00
2019-12-01	175,000.00	25,325.00	200,325.00	\$375,000.00
2020-12-01	175,000.00	17,450.00	192,450.00	\$200,000.00
2021-12-01	200,000.00	9,400.00	209,400.00	\$0.00
<hr/>				
Totals	\$700,000.00	\$84,175.00	\$784,175.00	

**City of Allen Park
Complete Debt Report for
2003 GO - Community Center:**

Issuance Information

Debt Type: Bonds & contracts payable
Activity Type: Government
Repayment Source: Tax-Backed
Issuance Date: 2003-04-09
Issuance Amount: \$4,925,000
Maturing Through: 2034
Principal Maturity Range: \$150,000 - \$350,000

Payment Schedule

<u>Date Due</u>	<u>Principal</u>	<u>Interest</u>	<u>Payment</u>	<u>Balance</u>
2019-05-01	150,000.00	173,650.00	323,650.00	\$3,550,000.00
2020-05-01	150,000.00	167,312.50	317,312.50	\$3,400,000.00
2021-05-01	175,000.00	160,362.50	335,362.50	\$3,225,000.00
2022-05-01	175,000.00	152,662.50	327,662.50	\$3,050,000.00
2023-05-01	175,000.00	144,787.50	319,787.50	\$2,875,000.00
2024-05-01	200,000.00	136,350.00	336,350.00	\$2,675,000.00
2025-05-01	200,000.00	127,350.00	327,350.00	\$2,475,000.00
2026-05-01	225,000.00	117,506.25	342,506.25	\$2,250,000.00
2027-05-01	225,000.00	106,706.25	331,706.25	\$2,025,000.00
2028-05-01	250,000.00	95,000.00	345,000.00	\$1,775,000.00
2029-05-01	250,000.00	82,500.00	332,500.00	\$1,525,000.00
2030-05-01	275,000.00	69,375.00	344,375.00	\$1,250,000.00
2031-05-01	275,000.00	55,625.00	330,625.00	\$975,000.00
2032-05-01	300,000.00	41,250.00	341,250.00	\$675,000.00
2033-05-01	325,000.00	25,625.00	350,625.00	\$350,000.00
2034-05-01	350,000.00	8,750.00	358,750.00	
<hr/>				
Totals	\$3,700,000.00	\$1,664,812.50	\$5,364,812.50	

**City of Allen Park
Complete Debt Report for
2003B GO - Community Center:**

Issuance Information

Debt Type: Bonds & contracts payable
Activity Type: Government
Repayment Source: Tax-Backed
Issuance Date: 2003-04-09
Issuance Amount: \$1,575,000
Maturing Through: 2034
Principal Maturity Range: \$50,000 - \$100,000

Payment Schedule

<u>Date Due</u>	<u>Principal</u>	<u>Interest</u>	<u>Payment</u>	<u>Balance</u>
2019-05-01	50,000.00	54,687.50	104,687.50	\$1,100,000.00
2020-05-01	50,000.00	52,475.00	102,475.00	\$1,050,000.00
2021-05-01	50,000.00	50,225.00	100,225.00	\$1,000,000.00
2022-05-01	50,000.00	47,937.50	97,937.50	\$950,000.00
2023-05-01	50,000.00	45,612.50	95,612.50	\$900,000.00
2024-05-01	75,000.00	42,637.50	117,637.50	\$825,000.00
2025-05-01	75,000.00	39,018.75	114,018.75	\$750,000.00
2026-05-01	75,000.00	35,392.50	110,392.50	\$675,000.00
2027-05-01	75,000.00	31,687.50	106,687.50	\$600,000.00
2028-05-01	75,000.00	28,012.50	103,012.50	\$525,000.00
2029-05-01	75,000.00	24,337.50	99,337.50	\$450,000.00
2030-05-01	75,000.00	20,625.00	95,625.00	\$375,000.00
2031-05-01	75,000.00	16,875.00	91,875.00	\$300,000.00
2032-05-01	100,000.00	12,500.00	112,500.00	\$200,000.00
2033-05-01	100,000.00	7,500.00	107,500.00	\$100,000.00
2034-05-01	100,000.00	2,500.00	102,500.00	
<hr/>				
Totals	\$1,150,000.00	\$512,023.75	\$1,662,023.75	

**City of Allen Park
Complete Debt Report for
2005 Downtown Development Authority:**

Issuance Information

Debt Type: Bonds & contracts payable
Activity Type: Component Unit
Repayment Source: DDA/LDFA
Issuance Date: 2005-03-08
Issuance Amount: \$4,500,000
Maturing Through: 2025
Principal Maturity Range: \$295,000 - \$385,000

Payment Schedule

<u>Date Due</u>	<u>Principal</u>	<u>Interest</u>	<u>Payment</u>	<u>Balance</u>
2019-04-01	295,000.00	100,732.50	395,732.50	\$2,085,000.00
2020-04-01	310,000.00	88,785.00	398,785.00	\$1,775,000.00
2021-04-01	325,000.00	76,075.00	401,075.00	\$1,450,000.00
2022-04-01	340,000.00	62,587.50	402,587.50	\$1,110,000.00
2023-04-01	355,000.00	48,477.50	403,477.50	\$755,000.00
2024-04-01	370,000.00	33,035.00	403,035.00	\$385,000.00
2025-04-01	385,000.00	16,940.00	401,940.00	
<hr/>				
Totals	\$2,380,000.00	\$426,632.50	\$2,806,632.50	

**City of Allen Park
Complete Debt Report for
2005 GO W&S Bonds:**

Issuance Information

Debt Type: Bonds & contracts payable
Activity Type: Business-type/Enterprise
Repayment Source: Revenue - Water & Sewer
Issuance Date: 2005-10-25
Issuance Amount: \$4,000,000
Maturing Through: 2024
Principal Maturity Range: \$200,000 - \$380,000

Payment Schedule

<u>Date Due</u>	<u>Principal</u>	<u>Interest</u>	<u>Payment</u>	<u>Balance</u>
2018-11-01	200,000.00	79,100.00	279,100.00	\$1,740,000.00
2019-11-01	200,000.00	71,100.00	271,100.00	\$1,540,000.00
2020-11-01	210,000.00	63,100.00	273,100.00	\$1,330,000.00
2021-11-01	210,000.00	54,700.00	264,700.00	\$1,120,000.00
2022-11-01	365,000.00	46,300.00	411,300.00	\$755,000.00
2023-11-01	375,000.00	31,335.00	406,335.00	\$380,000.00
2024-11-01	380,000.00	15,960.00	395,960.00	\$0.00
<hr/>				
Totals	\$1,940,000.00	\$361,595.00	\$2,301,595.00	

**City of Allen Park
Complete Debt Report for
2007 Brownfield Redevelopment Authority:**

Issuance Information

Debt Type: Bonds & contracts payable
Activity Type: Component Unit
Repayment Source: TIF/SAD
Issuance Date: 2007-08-21
Issuance Amount: \$15,710,000
Maturing Through: 2031
Principal Maturity Range: \$525,000 - \$975,000

Payment Schedule

<u>Date Due</u>	<u>Principal</u>	<u>Interest</u>	<u>Payment</u>	<u>Balance</u>
2018-09-01	525,000.00	503,968.76	1,028,968.76	\$9,675,000.00
2019-09-01	550,000.00	481,000.00	1,031,000.00	\$9,125,000.00
2020-09-01	575,000.00	456,250.00	1,031,250.00	\$8,550,000.00
2021-09-01	600,000.00	427,500.00	1,027,500.00	\$7,950,000.00
2022-09-01	650,000.00	397,500.00	1,047,500.00	\$7,300,000.00
2023-09-01	675,000.00	365,000.00	1,040,000.00	\$6,625,000.00
2024-09-01	700,000.00	331,250.00	1,031,250.00	\$5,925,000.00
2025-09-01	725,000.00	296,250.00	1,021,250.00	\$5,200,000.00
2026-09-01	775,000.00	260,000.00	1,035,000.00	\$4,425,000.00
2027-09-01	800,000.00	221,250.00	1,021,250.00	\$3,625,000.00
2028-09-01	850,000.00	181,250.00	1,031,250.00	\$2,775,000.00
2029-09-01	875,000.00	138,750.00	1,013,750.00	\$1,900,000.00
2030-09-01	925,000.00	95,000.00	1,020,000.00	\$975,000.00
2031-09-01	975,000.00	48,750.00	1,023,750.00	\$0.00
<hr/>				
Totals	\$10,200,000.00	\$4,203,718.76	\$14,403,718.76	

**City of Allen Park
Complete Debt Report for
2009 AB GO - Sfld Lease Property:**

Issuance Information

Debt Type: Bonds & contracts payable
Activity Type: Government
Repayment Source: General Obligation
Issuance Date: 2015-11-18
Issuance Amount: \$9,905,000
Maturing Through: 2038
Principal Maturity Range: \$190,000 - \$840,000

Payment Schedule

<u>Date Due</u>	<u>Principal</u>	<u>Interest</u>	<u>Payment</u>	<u>Balance</u>
2018-12-01	300,000.00	640,157.50	940,157.50	\$8,770,000.00
2019-12-01	190,000.00	621,095.00	811,095.00	\$8,580,000.00
2020-12-01	195,000.00	607,770.00	802,770.00	\$8,385,000.00
2021-12-01	200,000.00	594,082.50	794,082.50	\$8,185,000.00
2022-12-01	210,000.00	580,032.50	790,032.50	\$7,975,000.00
2023-12-01	220,000.00	565,257.50	785,257.50	\$7,755,000.00
2024-12-01	235,000.00	549,757.50	784,757.50	\$7,520,000.00
2025-12-01	250,000.00	533,170.00	783,170.00	\$7,270,000.00
2026-12-01	265,000.00	515,570.00	780,570.00	\$7,005,000.00
2027-12-01	280,000.00	496,882.50	776,882.50	\$6,725,000.00
2028-12-01	300,000.00	477,107.50	777,107.50	\$6,425,000.00
2029-12-01	475,000.00	455,957.50	930,957.50	\$5,950,000.00
2030-12-01	500,000.00	422,330.00	922,330.00	\$5,450,000.00
2031-12-01	540,000.00	386,890.00	926,890.00	\$4,910,000.00
2032-12-01	575,000.00	348,617.50	923,617.50	\$4,335,000.00
2033-12-01	610,000.00	307,875.00	917,875.00	\$3,725,000.00
2034-12-01	655,000.00	264,595.00	919,595.00	\$3,070,000.00
2035-12-01	695,000.00	218,120.00	913,120.00	\$2,375,000.00
2036-12-01	745,000.00	168,745.00	913,745.00	\$1,630,000.00
2037-12-01	790,000.00	115,812.50	905,812.50	\$840,000.00
2038-12-01	840,000.00	59,685.00	899,685.00	\$0.00

Totals \$9,070,000.00 \$8,929,510.00 \$17,999,510.00

**City of Allen Park
Complete Debt Report for
2010 GO - Sfld Lease Property:**

Issuance Information

Debt Type: Bonds & contracts payable
Activity Type: Government
Repayment Source: General Obligation
Issuance Date: 2010-06-06
Issuance Amount: \$2,725,000
Maturing Through: 2034
Principal Maturity Range: \$80,000 - \$220,000

Payment Schedule

<u>Date Due</u>	<u>Principal</u>	<u>Interest</u>	<u>Payment</u>	<u>Balance</u>
2019-05-01	80,000.00	127,312.50	207,312.50	\$2,205,000.00
2020-05-01	90,000.00	123,312.50	213,312.50	\$2,115,000.00
2021-05-01	95,000.00	118,362.50	213,362.50	\$2,020,000.00
2022-05-01	100,000.00	113,137.50	213,137.50	\$1,920,000.00
2023-05-01	110,000.00	107,637.50	217,637.50	\$1,810,000.00
2024-05-01	115,000.00	101,587.50	216,587.50	\$1,695,000.00
2025-05-01	125,000.00	95,262.50	220,262.50	\$1,570,000.00
2026-05-01	130,000.00	88,387.50	218,387.50	\$1,440,000.00
2027-05-01	140,000.00	81,237.50	221,237.50	\$1,300,000.00
2028-05-01	150,000.00	73,537.50	223,537.50	\$1,150,000.00
2029-05-01	160,000.00	65,287.50	225,287.50	\$990,000.00
2030-05-01	175,000.00	56,487.50	231,487.50	\$815,000.00
2031-05-01	185,000.00	46,862.50	231,862.50	\$630,000.00
2032-05-01	200,000.00	36,225.00	236,225.00	\$430,000.00
2033-05-01	210,000.00	24,725.00	234,725.00	\$220,000.00
2034-05-01	220,000.00	12,650.00	232,650.00	\$0.00
<hr/>				
Totals	\$2,285,000.00	\$1,272,012.50	\$3,557,012.50	

**City of Allen Park
Complete Debt Report for
2015B GO - Sfld Lease Property:**

Issuance Information

Debt Type: Bonds & contracts payable
Activity Type: Government
Repayment Source: General Obligation
Issuance Date: 2015-11-18
Issuance Amount: \$16,750,000
Maturing Through: 2045
Principal Maturity Range: \$220,000 - \$1,195,000

Payment Schedule

<u>Date Due</u>	<u>Principal</u>	<u>Interest</u>	<u>Payment</u>	<u>Balance</u>
2019-05-01		744,140.50	744,140.50	\$16,750,000.00
2020-05-01		744,140.50	744,140.50	\$16,750,000.00
2021-05-01		744,140.50	744,140.50	\$16,750,000.00
2022-05-01		744,140.50	744,140.50	\$16,750,000.00
2023-05-01	220,000.00	740,140.50	960,140.50	\$16,530,000.00
2024-05-01	225,000.00	737,188.50	962,188.50	\$16,305,000.00
2025-05-01	235,000.00	729,741.00	964,741.00	\$16,070,000.00
2026-05-01	530,000.00	721,798.00	1,251,798.00	\$15,540,000.00
2027-05-01	550,000.00	703,354.00	1,253,354.00	\$14,990,000.00
2028-05-01	570,000.00	683,664.00	1,253,664.00	\$14,420,000.00
2029-05-01	590,000.00	662,688.00	1,252,688.00	\$13,830,000.00
2030-05-01	610,000.00	640,386.00	1,250,386.00	\$13,220,000.00
2031-05-01	635,000.00	616,718.00	1,251,718.00	\$12,585,000.00
2032-05-01	660,000.00	591,445.00	1,251,445.00	\$11,925,000.00
2033-05-01	690,000.00	562,075.00	1,252,075.00	\$11,235,000.00
2034-05-01	720,000.00	531,370.00	1,251,370.00	\$10,515,000.00
2035-05-01	755,000.00	499,330.00	1,254,330.00	\$9,760,000.00
2036-05-01	785,000.00	465,732.50	1,250,732.50	\$8,975,000.00
2037-05-01	820,000.00	430,800.00	1,250,800.00	\$8,155,000.00
2038-05-01	860,000.00	391,440.00	1,251,440.00	\$7,295,000.00
2039-05-01	900,000.00	350,160.00	1,250,160.00	\$6,395,000.00
2040-05-01	945,000.00	306,960.00	1,251,960.00	\$5,450,000.00
2041-05-01	990,000.00	261,600.00	1,251,600.00	\$4,460,000.00
2042-05-01	1,040,000.00	214,080.00	1,254,080.00	\$3,420,000.00
2043-05-01	1,085,000.00	164,160.00	1,249,160.00	\$2,335,000.00
2044-05-01	1,140,000.00	112,080.00	1,252,080.00	\$1,195,000.00
2045-05-01	1,195,000.00	57,360.00	1,252,360.00	\$0.00

Totals

\$16,750,000.00

\$14,150,832.50

\$30,900,832.50

**City of Allen Park
Complete Debt Report for
5117-01 (Final Schedule):**

Issuance Information

Debt Type: Bonds & contracts payable
Activity Type: Business-type/Enterprise
Repayment Source: Tax-Backed
Issuance Date: 1999-09-30
Issuance Amount: \$531,254
Maturing Through: 2019
Principal Maturity Range: \$108 - \$605

Payment Schedule

<u>Date Due</u>	<u>Principal</u>	<u>Interest</u>	<u>Payment</u>	<u>Balance</u>
2018-10-01	605.85	17.85	623.70	\$108.26
2019-10-01	108.26	2.71	110.97	\$0.00
<hr/>				
Totals	\$714.11	\$20.56	\$734.67	

**City of Allen Park
Complete Debt Report for
5117-15 (Final Schedule):**

Issuance Information

Debt Type: Bonds & contracts payable
Activity Type: Business-type/Enterprise
Repayment Source: Tax-Backed
Issuance Date: 1996-10-03
Issuance Amount: \$49,525,000
Maturing Through: 2018
Principal Maturity Range: \$295,196 - \$295,196

Payment Schedule

<u>Date Due</u>	<u>Principal</u>	<u>Interest</u>	<u>Payment</u>	<u>Balance</u>
2018-11-01	295,196.60	3,320.48	298,517.08	\$0.00
Totals	\$295,196.60	\$3,320.48	\$298,517.08	

**City of Allen Park
Complete Debt Report for
5117-20 (Final Schedule):**

Issuance Information

Debt Type: Bonds & contracts payable
Activity Type: Business-type/Enterprise
Repayment Source: Tax-Backed
Issuance Date: 1998-09-29
Issuance Amount: \$12,030,000
Maturing Through: 2020
Principal Maturity Range: \$74,556 - \$78,180

Payment Schedule

<u>Date Due</u>	<u>Principal</u>	<u>Interest</u>	<u>Payment</u>	<u>Balance</u>
2018-10-01	74,556.00	4,789.19	79,345.19	\$154,289.50
2019-10-01	76,109.25	2,905.87	79,015.12	\$78,180.25
2020-10-01	78,180.25	977.25	79,157.50	\$0.00
Totals	\$228,845.50	\$8,672.31	\$237,517.81	

**City of Allen Park
Complete Debt Report for
5117-24 (Final Schedule):**

Issuance Information

Debt Type: Bonds & contracts payable
Activity Type: Business-type/Enterprise
Repayment Source: Tax-Backed
Issuance Date: 1997-09-30
Issuance Amount: \$58,035,000
Maturing Through: 2020
Principal Maturity Range: \$355,697 - \$371,876

Payment Schedule

<u>Date Due</u>	<u>Principal</u>	<u>Interest</u>	<u>Payment</u>	<u>Balance</u>
2018-10-01	355,697.10	20,536.03	376,233.13	\$734,874.95
2019-10-01	362,697.10	12,450.70	375,147.80	\$371,876.15
2020-10-01	371,876.15	4,183.48	376,059.63	\$0.00
Totals	\$1,090,270.35	\$37,170.21	\$1,127,440.56	

**City of Allen Park
Complete Debt Report for
5117-25 (Final Schedule):**

Issuance Information

Debt Type: Bonds & contracts payable
Activity Type: Business-type/Enterprise
Repayment Source: Tax-Backed
Issuance Date: 1998-09-29
Issuance Amount: \$16,865,000
Maturing Through: 2020
Principal Maturity Range: \$140,471 - \$146,846

Payment Schedule

<u>Date Due</u>	<u>Principal</u>	<u>Interest</u>	<u>Payment</u>	<u>Balance</u>
2018-10-01	140,471.10	8,124.98	148,596.08	\$290,864.50
2019-10-01	144,018.35	4,924.47	148,942.82	\$146,846.15
2020-10-01	146,846.15	1,652.13	148,498.28	\$0.00
<hr/>				
Totals	\$431,335.60	\$14,701.58	\$446,037.18	

**City of Allen Park
Complete Debt Report for
5117-31 (Final Schedule):**

Issuance Information

Debt Type: Bonds & contracts payable
Activity Type: Business-type/Enterprise
Repayment Source: Tax-Backed
Issuance Date: 1997-09-30
Issuance Amount: \$3,840,000
Maturing Through: 2018
Principal Maturity Range: \$19,990 - \$19,990

Payment Schedule

<u>Date Due</u>	<u>Principal</u>	<u>Interest</u>	<u>Payment</u>	<u>Balance</u>
2018-10-01	19,990.10	224.88	20,214.98	\$0.00
Totals	\$19,990.10	\$224.88	\$20,214.98	

**City of Allen Park
Complete Debt Report for
5117-32 (Final Schedule):**

Issuance Information

Debt Type: Bonds & contracts payable
Activity Type: Business-type/Enterprise
Repayment Source: Tax-Backed
Issuance Date: 1998-09-29
Issuance Amount: \$11,731,749
Maturing Through: 2019
Principal Maturity Range: \$65,073 - \$66,817

Payment Schedule

<u>Date Due</u>	<u>Principal</u>	<u>Interest</u>	<u>Payment</u>	<u>Balance</u>
2018-10-01	66,817.04	2,194.83	69,011.87	\$65,073.54
2019-10-01	65,073.54	721.57	65,795.11	\$0.00
Totals	\$131,890.58	\$2,916.40	\$134,806.98	

**City of Allen Park
Complete Debt Report for
5117-34 (Final Schedule):**

Issuance Information

Debt Type: Bonds & contracts payable
Activity Type: Business-type/Enterprise
Repayment Source: Tax-Backed
Issuance Date: 1998-06-25
Issuance Amount: \$5,085,000
Maturing Through: 2020
Principal Maturity Range: \$26,184 - \$27,469

Payment Schedule

<u>Date Due</u>	<u>Principal</u>	<u>Interest</u>	<u>Payment</u>	<u>Balance</u>
2018-07-01	26,184.25	2,006.74	28,190.99	\$54,082.50
2019-07-01	26,613.50	1,352.14	27,965.64	\$27,469.00
2020-07-01	27,469.00	686.80	28,155.80	\$0.00
<hr/>				
Totals	\$80,266.75	\$4,045.68	\$84,312.43	

**City of Allen Park
Complete Debt Report for
5217-01 (Final Schedule):**

Issuance Information

Debt Type: Bonds & contracts payable
Activity Type: Business-type/Enterprise
Repayment Source: Revenue - Water & Sewer
Issuance Date: 2005-09-22
Issuance Amount: \$4,680,000
Maturing Through: 2026
Principal Maturity Range: \$19,320 - \$21,735

Payment Schedule

<u>Date Due</u>	<u>Principal</u>	<u>Interest</u>	<u>Payment</u>	<u>Balance</u>
2018-10-01	19,320.00	2,845.17	22,165.17	\$165,427.50
2019-10-01	19,722.50	2,527.95	22,250.45	\$145,705.00
2020-10-01	19,722.50	2,207.46	21,929.96	\$125,982.50
2021-10-01	20,125.00	1,883.70	22,008.70	\$105,857.50
2022-10-01	20,527.50	1,553.40	22,080.90	\$85,330.00
2023-10-01	20,930.00	1,216.56	22,146.56	\$64,400.00
2024-10-01	21,332.50	873.17	22,205.67	\$43,067.50
2025-10-01	21,332.50	526.52	21,859.02	\$21,735.00
2026-10-01	21,735.00	176.60	21,911.60	\$0.00
Totals	\$184,747.50	\$13,810.53	\$198,558.03	

**City of Allen Park
Complete Debt Report for
5217-02 (Final Schedule):**

Issuance Information

Debt Type: Bonds & contracts payable
Activity Type: Business-type/Enterprise
Repayment Source: Revenue - Water & Sewer
Issuance Date: 2008-09-29
Issuance Amount: \$4,329,086
Maturing Through: 2029
Principal Maturity Range: \$16,502 - \$22,466

Payment Schedule

<u>Date Due</u>	<u>Principal</u>	<u>Interest</u>	<u>Payment</u>	<u>Balance</u>
2018-10-01	16,502.50	5,547.63	22,050.13	\$213,653.92
2019-10-01	16,905.00	5,130.04	22,035.04	\$196,748.92
2020-10-01	17,307.50	4,702.38	22,009.88	\$179,441.42
2021-10-01	17,710.00	4,264.66	21,974.66	\$161,731.42
2022-10-01	18,112.50	3,816.88	21,929.38	\$143,618.92
2023-10-01	18,515.00	3,359.04	21,874.04	\$125,103.92
2024-10-01	19,320.00	2,886.10	22,206.10	\$105,783.92
2025-10-01	20,125.00	2,393.04	22,518.04	\$85,658.92
2026-10-01	20,527.50	1,884.88	22,412.38	\$65,131.42
2027-10-01	20,930.00	1,366.66	22,296.66	\$44,201.42
2028-10-01	21,735.00	833.35	22,568.35	\$22,466.42
2029-10-01	22,466.42	280.83	22,747.25	\$0.00
<hr/>				
Totals	\$230,156.42	\$36,465.49	\$266,621.91	

**City of Allen Park
Complete Debt Report for
5217-03 (Final Schedule):**

Issuance Information

Debt Type: Bonds & contracts payable
Activity Type: Business-type/Enterprise
Repayment Source: Revenue - Water & Sewer
Issuance Date: 2008-09-29
Issuance Amount: \$10,612,050
Maturing Through: 2030
Principal Maturity Range: \$39,847 - \$51,922

Payment Schedule

<u>Date Due</u>	<u>Principal</u>	<u>Interest</u>	<u>Payment</u>	<u>Balance</u>
2018-10-01	39,847.50	14,539.43	54,386.93	\$561,653.25
2019-10-01	41,055.00	13,528.14	54,583.14	\$520,598.25
2020-10-01	41,860.00	12,491.71	54,351.71	\$478,738.25
2021-10-01	42,665.00	11,435.14	54,100.14	\$436,073.25
2022-10-01	43,872.50	10,353.43	54,225.93	\$392,200.75
2023-10-01	46,690.00	9,241.52	55,931.52	\$345,510.75
2024-10-01	46,287.50	8,099.43	54,386.93	\$299,223.25
2025-10-01	47,092.50	6,932.18	54,024.68	\$252,130.75
2026-10-01	48,300.00	5,739.77	54,039.77	\$203,830.75
2027-10-01	49,507.50	4,517.18	54,024.68	\$154,323.25
2028-10-01	50,715.00	3,264.39	53,979.39	\$103,608.25
2029-10-01	51,922.50	1,981.43	53,903.93	\$51,685.75
2030-10-01	51,685.75	666.20	52,351.95	\$0.00
<hr/>				
Totals	\$601,500.75	\$102,789.95	\$704,290.70	

**City of Allen Park
Complete Debt Report for
5217-04 (Final Schedule):**

Issuance Information

Debt Type: Bonds & contracts payable
Activity Type: Business-type/Enterprise
Repayment Source: Revenue - Water & Sewer
Issuance Date: 2008-09-29
Issuance Amount: \$12,115,000
Maturing Through: 2029
Principal Maturity Range: \$46,690 - \$61,180

Payment Schedule

<u>Date Due</u>	<u>Principal</u>	<u>Interest</u>	<u>Payment</u>	<u>Balance</u>
2018-10-01	46,690.00	16,039.63	62,729.63	\$594,895.00
2019-10-01	47,495.00	14,872.38	62,367.38	\$547,400.00
2020-10-01	48,702.50	13,685.00	62,387.50	\$498,697.50
2021-10-01	49,910.00	12,467.44	62,377.44	\$448,787.50
2022-10-01	51,520.00	11,219.69	62,739.69	\$397,267.50
2023-10-01	52,727.50	9,931.69	62,659.19	\$344,540.00
2024-10-01	53,935.00	8,613.50	62,548.50	\$290,605.00
2025-10-01	55,142.50	7,265.13	62,407.63	\$235,462.50
2026-10-01	56,752.50	5,886.56	62,639.06	\$178,710.00
2027-10-01	57,960.00	4,467.75	62,427.75	\$120,750.00
2028-10-01	59,570.00	3,018.75	62,588.75	\$61,180.00
2029-10-01	61,180.00	1,529.50	62,709.50	\$0.00
<hr/>				
Totals	\$641,585.00	\$108,997.02	\$750,582.02	

**City of Allen Park
Complete Debt Report for
5217-05 (Final Schedule):**

Issuance Information

Debt Type: Bonds & contracts payable
Activity Type: Business-type/Enterprise
Repayment Source: Revenue - Water & Sewer
Issuance Date: 2008-09-29
Issuance Amount: \$4,330,000
Maturing Through: 2028
Principal Maturity Range: \$16,905 - \$21,735

Payment Schedule

<u>Date Due</u>	<u>Principal</u>	<u>Interest</u>	<u>Payment</u>	<u>Balance</u>
2018-10-01	16,905.00	5,323.06	22,228.06	\$196,017.50
2019-10-01	17,307.50	4,900.44	22,207.94	\$178,710.00
2020-10-01	18,112.50	4,467.75	22,580.25	\$160,597.50
2021-10-01	18,515.00	4,014.94	22,529.94	\$142,082.50
2022-10-01	18,917.50	3,552.06	22,469.56	\$123,165.00
2023-10-01	19,320.00	3,079.13	22,399.13	\$103,845.00
2024-10-01	19,722.50	2,596.13	22,318.63	\$84,122.50
2025-10-01	20,125.00	2,103.06	22,228.06	\$63,997.50
2026-10-01	20,930.00	1,599.94	22,529.94	\$43,067.50
2027-10-01	21,332.50	1,076.69	22,409.19	\$21,735.00
2028-10-01	21,735.00	543.38	22,278.38	\$0.00
<hr/>				
Totals	\$212,922.50	\$33,256.58	\$246,179.08	

**City of Allen Park
Complete Debt Report for
5217-15 (Estimated Schedule):**

Issuance Information

Debt Type: Bonds & contracts payable
Activity Type: Business-type/Enterprise
Repayment Source: Revenue - Water & Sewer
Issuance Date: 2011-09-23
Issuance Amount: \$14,130,000
Maturing Through: 2032
Principal Maturity Range: \$49,105 - \$69,309

Payment Schedule

<u>Date Due</u>	<u>Principal</u>	<u>Interest</u>	<u>Payment</u>	<u>Balance</u>
2018-10-01	49,105.00	21,978.49	71,083.49	\$830,034.70
2019-10-01	50,312.50	20,750.87	71,063.37	\$779,722.20
2020-10-01	51,520.00	19,493.06	71,013.06	\$728,202.20
2021-10-01	52,727.50	18,205.06	70,932.56	\$675,474.70
2022-10-01	53,935.00	16,886.87	70,821.87	\$621,539.70
2023-10-01	55,545.00	15,538.49	71,083.49	\$565,994.70
2024-10-01	56,752.50	14,149.87	70,902.37	\$509,242.20
2025-10-01	58,362.50	12,731.06	71,093.56	\$450,879.70
2026-10-01	59,570.00	11,271.99	70,841.99	\$391,309.70
2027-10-01	61,180.00	9,798.84	70,978.84	\$330,129.70
2028-10-01	62,790.00	8,253.24	71,043.24	\$267,339.70
2029-10-01	64,400.00	6,683.49	71,083.49	\$202,939.70
2030-10-01	66,010.00	5,234.49	71,244.49	\$136,929.70
2031-10-01	67,620.00	3,423.24	71,043.24	\$136,929.70
2032-10-01	69,309.70	1,732.74	71,042.44	\$0.00
Totals	\$879,139.70	\$186,131.80	\$1,065,271.50	

**City of Allen Park
Complete Debt Report for
5419-01 (Estimated Schedule):**

Issuance Information

Debt Type: Bonds & contracts payable
Activity Type: Business-type/Enterprise
Repayment Source: Revenue - Water & Sewer
Issuance Date: 2013-09-17
Issuance Amount: \$11,955,000
Maturing Through: 2033
Principal Maturity Range: \$28,195 - \$55,545

Payment Schedule

<u>Date Due</u>	<u>Principal</u>	<u>Interest</u>	<u>Payment</u>	<u>Balance</u>
2018-10-01	41,860.00	15,103.25	56,963.25	\$713,250.29
2019-10-01	42,665.00	14,266.19	56,931.19	\$670,585.29
2020-10-01	43,872.50	13,412.89	57,285.39	\$626,712.79
2021-10-01	44,677.50	12,535.44	57,212.94	\$582,035.29
2022-10-01	45,482.50	11,641.89	57,124.39	\$536,552.79
2023-10-01	46,287.50	10,732.24	57,019.74	\$490,265.29
2024-10-01	47,495.00	9,806.49	57,301.49	\$442,770.29
2025-10-01	48,300.00	8,856.59	57,156.59	\$394,470.29
2026-10-01	49,105.00	7,890.59	56,995.59	\$345,365.29
2027-10-01	50,312.50	6,908.49	57,220.99	\$295,052.79
2028-10-01	51,117.50	5,902.24	57,019.74	\$243,935.29
2029-10-01	52,325.00	4,879.89	57,204.89	\$191,610.29
2030-10-01	53,532.00	3,833.39	57,365.39	\$138,077.79
2031-10-01	54,337.50	2,762.74	57,100.24	\$83,740.29
2032-10-01	55,545.00	1,675.99	57,220.99	\$28,195.29
2033-10-01	28,195.29	565.09	28,760.38	\$0.00
<hr/>				
Totals	\$755,109.79	\$130,773.40	\$885,883.19	

**City of Allen Park
Complete Debt Report for
5420-01 (Estimated Schedule):**

Issuance Information

Debt Type: Bonds & contracts payable
Activity Type: Business-type/Enterprise
Repayment Source: Revenue - Water & Sewer
Issuance Date: 2016-01-05
Issuance Amount: \$17,705,000
Maturing Through: 2036
Principal Maturity Range: \$57,155 - \$86,480

Payment Schedule

<u>Date Due</u>	<u>Principal</u>	<u>Interest</u>	<u>Payment</u>	<u>Balance</u>
2019-02-01	57,155.00	26,594.93	83,749.93	\$1,222,335.67
2020-02-01	58,362.50	25,166.06	83,528.56	\$1,163,973.17
2021-02-01	59,972.50	23,706.99	83,679.49	\$1,104,000.67
2022-02-01	61,582.50	22,207.68	83,790.18	\$1,042,418.17
2023-02-01	63,192.50	20,668.12	83,860.62	\$979,225.67
2024-02-01	64,802.50	19,088.31	83,890.81	\$914,423.17
2025-02-01	66,412.50	17,468.24	83,880.74	\$848,010.67
2026-02-01	68,022.50	15,807.93	83,830.43	\$779,988.17
2027-02-01	69,632.50	14,107.37	83,739.87	\$710,355.67
2028-02-01	71,242.50	12,366.56	83,609.06	\$639,113.17
2029-02-01	73,255.00	10,585.49	83,840.49	\$565,858.17
2030-02-01	74,865.00	8,754.12	83,619.12	\$490,993.17
2031-02-01	76,877.50	6,882.49	83,759.99	\$414,115.67
2032-02-01	78,890.00	4,960.56	83,850.56	\$335,225.67
2033-02-01	80,902.50	2,988.31	83,890.81	\$254,323.17
2034-02-01	82,915.00	965.74	83,880.74	\$171,408.17
2035-02-01	84,927.50		84,927.50	\$86,480.67
2036-02-01	86,480.67		86,480.67	\$0.00
<hr/>				
Totals	\$1,279,490.67	\$232,318.90	\$1,511,809.57	

**City of Allen Park
Complete Debt Report for
Series 2007B:**

Issuance Information

Debt Type: Bonds & contracts payable
Activity Type: Business-type/Enterprise
Repayment Source: Tax-Backed
Issuance Date: 2007-08-03
Issuance Amount: \$15,790,000
Maturing Through: 2027
Principal Maturity Range: \$49,956 - \$77,996

Payment Schedule

<u>Date Due</u>	<u>Principal</u>	<u>Interest</u>	<u>Payment</u>	<u>Balance</u>
2018-09-01	49,956.50	30,784.48	80,740.98	\$581,106.90
2019-09-01	52,534.90	28,222.20	80,757.10	\$528,572.00
2020-09-01	55,113.30	25,530.99	80,644.29	\$473,458.70
2021-09-01	58,014.00	22,702.81	80,716.81	\$415,444.70
2022-09-01	60,914.70	19,653.45	80,568.15	\$354,530.00
2023-09-01	63,815.40	16,379.29	80,194.69	\$290,714.60
2024-09-01	67,360.70	12,935.91	80,296.61	\$223,353.90
2025-09-01	70,906.00	9,395.05	80,301.05	\$152,447.90
2026-09-01	74,451.30	5,761.11	80,212.41	\$77,996.60
2027-09-01	77,996.60	1,949.92	79,946.52	\$0.00
<hr/>				
Totals	\$631,063.40	\$173,315.21	\$804,378.61	

**City of Allen Park
Complete Debt Report for
Series 2007D:**

Issuance Information

Debt Type: Bonds & contracts payable
Activity Type: Business-type/Enterprise
Repayment Source: Revenue - Water & Sewer
Issuance Date: 2007-12-18
Issuance Amount: \$4,300,000
Maturing Through: 2027
Principal Maturity Range: \$17,307 - \$25,357

Payment Schedule

<u>Date Due</u>	<u>Principal</u>	<u>Interest</u>	<u>Payment</u>	<u>Balance</u>
2018-12-01	17,307.50	9,303.79	26,611.29	\$194,407.50
2019-12-01	18,112.50	8,589.85	26,702.35	\$176,295.00
2020-12-01	18,917.50	7,842.71	26,760.21	\$157,377.50
2021-12-01	19,722.50	7,038.72	26,761.22	\$137,655.00
2022-12-01	20,527.50	6,200.51	26,728.01	\$117,127.50
2023-12-01	21,332.50	5,302.44	26,634.94	\$95,795.00
2024-12-01	22,540.00	4,342.47	26,882.47	\$73,255.00
2025-12-01	23,345.00	3,328.17	26,673.17	\$49,910.00
2026-12-01	24,552.50	2,277.65	26,830.15	\$25,357.50
2027-12-01	25,357.50	1,172.79	26,530.29	\$0.00
<hr/>				
Totals	\$211,715.00	\$55,399.10	\$267,114.10	

**City of Allen Park
Complete Debt Report for
Emergency Loan Note 2013-14 Series I:**

Issuance Information

Debt Type: State Loan
Activity Type: Government
Repayment Source: General Obligation
Issuance Date: 2014-09-23
Issuance Amount: \$2,600,000
Maturing Through: 2024
Principal Maturity Range: \$250,000 - \$285,000

Payment Schedule

<u>Date Due</u>	<u>Principal</u>	<u>Interest</u>	<u>Payment</u>	<u>Balance</u>
2018-10-01	250,000.00	39,996.37	289,996.37	\$1,615,000.00
2019-10-01	255,000.00	34,188.40	289,188.40	\$1,360,000.00
2020-10-01	260,000.00	28,273.67	288,273.67	\$1,100,000.00
2021-10-01	265,000.00	22,227.45	287,227.45	\$835,000.00
2022-10-01	270,000.00	16,074.48	286,074.48	\$565,000.00
2023-10-01	280,000.00	9,748.54	289,748.54	\$285,000.00
2024-10-01	285,000.00	3,259.59	288,259.59	\$0.00
<hr/>				
Totals	\$1,865,000.00	\$153,768.50	\$2,018,768.50	

**City of Allen Park
Complete Debt Report for
SRF Loan:**

Issuance Information

Debt Type: State Loan
Activity Type: Business-type/Enterprise
Repayment Source: Revenue - Water & Sewer
Issuance Date: 2009-09-18
Issuance Amount: \$12,278,881
Maturing Through: 2031
Principal Maturity Range: \$555,000 - \$760,881

Payment Schedule

<u>Date Due</u>	<u>Principal</u>	<u>Interest</u>	<u>Payment</u>	<u>Balance</u>
2018-10-01	555,000.00	228,522.02	783,522.02	\$8,585,881.00
2019-10-01	570,000.00	214,647.02	784,647.02	\$8,015,881.00
2020-10-01	580,000.00	200,397.02	780,397.02	\$7,435,881.00
2021-10-01	595,000.00	185,897.02	780,897.02	\$6,840,881.00
2022-10-01	610,000.00	171,022.02	781,022.02	\$6,230,881.00
2023-10-01	625,000.00	155,772.02	780,772.02	\$5,605,881.00
2024-10-01	640,000.00	140,147.02	780,147.02	\$4,965,881.00
2025-10-01	660,000.00	124,147.02	784,147.02	\$4,305,881.00
2026-10-01	675,000.00	107,647.02	782,647.02	\$3,630,881.00
2027-10-01	690,000.00	90,772.02	780,772.02	\$2,940,881.00
2028-10-01	710,000.00	73,522.02	783,522.02	\$2,230,881.00
2029-10-01	725,000.00	55,772.02	780,772.02	\$1,505,881.00
2030-10-01	745,000.00	37,647.02	782,647.02	\$760,881.00
2031-10-01	760,881.00	19,022.02	779,903.02	\$0.00
<hr/>				
Totals	\$9,140,881.00	\$1,804,933.28	\$10,945,814.28	

